

Imaginarium

3

Secondary



MODULE

4

**What Situations
Can Put Your
Wellbeing
at Risk?**





Selections

Oliver Twist or The Parish Boy's Progress,
by Charles Dickens
Fiction – Novel

Safe & Sound: Stop Bullying, by Diane Herweck
Nonfiction – Expository Text

Bartebly, the Scrivener, by Herman Melville
Fiction – Short Story


Safe & Sound: Social Media, by Paul J. Larson
Nonfiction – Expository Text

Selected Poems, by Dorothy Wordsworth and William Wordsworth
Fiction – Poetry

Safe & Sound: Our Health, by Wendy Conklin
Nonfiction – Expository Text

Chat

Co



Week

4






How can you protect your privacy on social media?



connect

Make a list of all the social media platforms that you know of, or participate in. Compare your list with your classmates. Does everybody have social media presence? How many people don't use these platforms? As a group, discuss whether you're aware of the possible dangers of social media.



Share



Vocabulary: Word Study

Study the information about the word *phishing*.

phishing (noun)

roots

- (Old English) **fisc** *v.* to attempt to catch a fish
- (Middle English) **fischynge** *n.* the act of catching fish

definitions

Tricking internet users into giving their personal information so that it can be used illicitly

example

Cyber-criminals rely on **phishing** scams to get confidential information that can be used to commit fraud.

related words

Spanish: **Phishing**
French: **Hameçonnage**

LITERACY

Print: Discuss meaning:

Speculating as a group about the meaning of new words can help create a common understanding and knowledge that everyone can relate to.

LITERACY

Digital: Identify and use terminology from online communities

Many online communities develop their own vocabulary for specific situations. For example: What does “camping” or “teaming” mean in the gaming community? It’s useful to know these terms in order to communicate effectively in this context.

PRACTICE

Brainstorm words that are related to technology in your notebook. Write them down and circle the ones that mean something different in other contexts (if any).

Vocabulary: Academic Words

Place the words in the word bank next to their original meanings. Then discuss what these words mean in a social media context in your notebook.

link profile posting scrolling spam virus

1. Each of the rings that form a chain. _____
2. A harmful microbiological pathogen that causes disease. _____
3. Sending letters using the postal service. _____
4. A human head or face represented or seen in a side view. _____
5. The art of writing, drawing, or engraving in a roll of parchment. _____
6. A cooked, canned meat. _____

Reading Strategy: Paraphrasing and Summarizing

To paraphrase means saying something in your own words. This strategy helps you own the information you receive and improve your understanding. When you summarize, you take the most important information and condense it into a unit you can use to explain something without too many details.



LITERACY Print: Take notes

Sometimes, when you gather information, it's difficult to write everything down for reasons of space, or time. Taking brief notes can help you remember the information without having to record everything you read, or hear.

PRACTICE

Write three questions in your notebook about a classmate's activities during the past weekend. Record their answers and check your comprehension by paraphrasing what they said. For example:

Student 1: "Did you visit your grandma last weekend?"

Student 2: "Actually, no. I visited her two weeks ago. Last weekend we stayed home."

Student 1: "So, that means that you haven't seen your grandma for a couple of weeks."

Student 2: "That's right! I miss her already."

You can write your questions and answers here:

You can paraphrase your classmate's answers here:

ABOUT THE TEXT

Nowadays, it's difficult to stay away from social media and its content. Most people rely on one form or another of connection with others through the internet. While this has improved certain aspects of life, it has also brought certain problems and dangers with it. The following text will provide some information about such situations, and what people may do to prevent them.

LIFE

Character:

Responsible behavior

Many times, staying safe and making others safe in social media environments boils down to behaving responsibly. Avoiding unnecessary risks while being online will get you a long way towards preventing more serious situations that can affect you, or others.



Read the whole *Safe & Sound: Social Media* text in the online library.

e-library

Safe & Sound: Social Media

by Paul J. Larson

- 1 Connecting to the internet and to social media sites provides people with a broad range of opportunities. Social connections can be built and maintained through those sites. People can even find new jobs on social media. For example, LinkedIn® networking services helps people connect to other professionals and find new career paths. Add in the ability to access information with just a few clicks, and life is good! Using text messages, images, and audio files to share thoughts, feelings, and information has never been easier.
- 2 In fact, even those who run companies and businesses take to social media. It's been used to promote sales, new locations, or any information they want quickly shared with the public. Social media has become a large part of everyday life, and business owners know it's a great way to spread worthwhile information.
- 3 Some experts claim that the modified language used on social media sites has led to the decline in the social and communication skills of kids and teens. Others, however, find that social networking services play a vital role for teens. Social media delivers information, promotes supportive relationships, and can even create a sense of belonging.
- 4 Children younger than 13 should be supervised when using the internet. Social media networks have minimum age requirements to keep children safe. So it's important for everyone, regardless of age, to be careful. Be sure you're not posting too much about yourself. For instance, there is *never* a good reason to share personal addresses. It's important to protect your privacy on social media, as **predators** wait for the right opportunities to take advantage. Just as a child may attempt to fake his or her age online to create a profile, potential predators can just as easily create fictitious profiles, claiming to be about the same age and interested in the same things as their targets. These people make a habit of luring kids and teens into a false sense of security, all the while devising



LITERACY

Print: Locate information

When reading a long text, useful information may get lost in the large number of paragraphs. Make sure you mark it somehow, like underlining, to help you easily locate it when it's needed.

LEARNING

Critical thinking:

Tracking cause and effect

In order to understand an author's point of view effectively, it's useful to pay attention to the way he or she presents the situations they are exposing, as well as their consequences. This helps you relate both ends of a problem and prompts you to think about possible solutions.

hurtful plans. Make sure you are aware of how much you're revealing about yourself on any social media site.

Phishing

- 5 There are some scammers who would like to have your personal information. They instigate clever and convincing attempts to steal that information, so that they can commit identity theft or fraud. These scammers are phishing. The thieves create websites that appear to be your favorite networks and work to manipulate you into visiting their sites. They do this with the intent of stealing your password. Once a scammer has your password, the real trouble begins. With your password, a **scammer** has the ability to take over your real profiles, or create fictitious accounts using your information. These untrustworthy people may send out spam messages and viruses, which would have negative impacts on the friends in your networks.

Photographs

- 6 Many people love to share their photos on social media. There are also people who love to share the great times they're having with friends through photos of the activities, or by "checking in" to different locations. But, many people may not want their images or information plastered all over the internet. Try developing a good habit: before posting a friend's image or checking him or her in, ask for their approval. The problem with photographs is that once they are posted, they become a part of the social media landscape forever. Even if the posting is only up for a moment and then removed—as with Snapchat—there may be a person who sees it and screenshots the image. It's not uncommon for photos to **go viral** and make people laugh. But to the person or people in the photos, it might cause shame, embarrassment, or even the loss of a job.

predators

n. people who use the internet to locate and lure intended victims, especially children

scammer

n. a person who commits a fraudulent operation or scam

go viral

v. to spread quickly via the internet

LITERACY

Print: Develop inferential comprehension

Infering the meaning of words from the context takes practice and use of previous knowledge. When you find new words, try to use the context (what surrounds the word) to get an approximate idea of its meaning. The more you try it, the better you'll get at it.

LEARNING

Creativity: Imagining

You are not expected to identify with every situation you read about. However, using your imagination can help you become more empathetic with people who might have experienced things you haven't. Remember: "Put yourself in someone else's shoes".

emoji

n. Digital icons used to express emotions or depict places, items, or animals

cyberbullying

n. When a person is tormented and targeted using digital technologies

imperative

adj. absolutely necessary

Glossary

7 Surprisingly, a person may become a cyberbully without realizing it. Text messages, emails, and tweets don't always come across as clearly as you might think. Words, phrases, and even **emoji** can sometimes be misinterpreted. So how can you tell if the bullying is intentional? A pattern of repeated texts, emails, and posts are more than likely *not* accidental. Unfortunately, this type of bullying has become a full-time problem. Unlike in-person bullying, **cyberbullying** can happen at any time. Text messages can be sent at any time of the day, and the internet is always available. As long as people keep using digital devices, the risk of cyberbullying will always be present.

Navigating Social Media

8 Whether talking to friends or weighing in on important topics, teens work on different ways of presenting themselves. A social network can be a place to create, cultivate, and strengthen friendships. The wide variety of social media gives you and others opportunities to experience socializing in virtual communities. In doing so, you can create your own unique voice. But, as is said, "With great power there must also come great responsibility." Always think about what you're going to post, so it can't come back to haunt you!

9 Staying safe on social media is not just a good idea, it is **imperative**. So, what are some steps you can take to protect yourself?

- Be mindful about what you post.
- Only accept a friend request online if it's from someone you know in the real world.
- Keep your private life private.
- Use different passwords and update them frequently.

10 Whether you are an everyday user of multiple social media sites, or you are just creating your first account, the key is to remain safe. And the best way to do that is to use, and trust, your common sense. Be mindful with whom you are sharing your personal information. Become aware of the sites you shouldn't visit. And always stay cautious in your online conversations.

Vocabulary: Word Study

Read the definition of *phishing* again and write down 4 situations in which you can experience it.

1. _____
2. _____
3. _____
4. _____

LITERACY

Print: Discuss meaning

Sometimes you think that you understand a new word or a text completely, but it's always useful to check with your peers to see whether you all understand the same things.

Vocabulary: Academic Words

Use the words from the word bank to complete the sentences.

links profile postings scrolling spam viruses

1. That game needs to be tested because it is full of _____.
2. I love _____ the web, but it wastes so much of my time.
3. I had to look back through my old _____ to find the one I was looking for.
4. My inbox is so full of _____ I just need to delete everything.
5. Internet safety says you should never click on unknown _____.
6. My dad's _____ picture is a drawing of my grandpa.

Write a short conversation with a classmate using the words in the bank.

LITERACY

Print: Interpret meaning

Sometimes authors will not say things directly, but rather express their ideas with irony or metaphors. When this happens, you will have to interpret their words and force yourself to think about what the author is actually saying.

LITERACY

Print: Identify the main idea

Remember that the main idea is a general concept that is expressed in a single sentence, and it does not contain supporting details. If you talk about an extremely specific example, that is not the main idea of a paragraph.

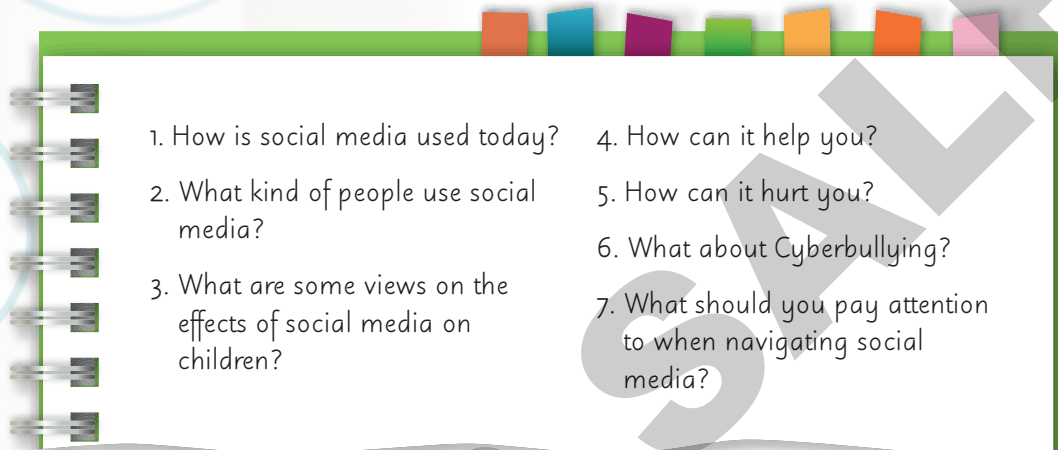
LITERACY

Print: Compare and contrast

A text may present us with opposing views on the same topic. To form our own opinion, we must be able to identify them and determine the pros and cons of each point of view.

Reading Strategy: Paraphrasing and Summarizing

Look for the answers to the following questions as you read the text and write them in your notebook by paraphrasing. Do you think these are the main ideas of each section?



1. How is social media used today?
2. What kind of people use social media?
3. What are some views on the effects of social media on children?
4. How can it help you?
5. How can it hurt you?
6. What about Cyberbullying?
7. What should you pay attention to when navigating social media?

Close Reading: Find Facts and Opinions

Once you have found the main ideas, it's time to identify and differentiate facts from opinions. Facts are presented as data that is supported by evidence, while opinions express the conclusions people reach, sometimes based on facts, and others on their individual experiences or beliefs.

PRACTICE

Read the text carefully and work with a partner to classify the information in facts and opinions.

Facts

Opinions








Read the whole *Safe & Sound: Social Media* text in the online library.

e-library

Reading Comprehension

Use the main ideas you paraphrased to write a summary of the whole text in your own words. Include facts or opinions only to support your statements.

 **Nickname** @username

 1   8 

LITERACY

Print: Summarize

To summarize effectively, try to synthesize the information into a few sentences that cover the main points. Imagine that you are telling someone about a movie you saw; you are not going to explain every scene, but rather what you think will help the other person get the main points of the story.

Real-world Connection

Young children are more at risk when exposed to the various aspects of cyber-culture. A seemingly harmless platform such as YouTube can expose them to content that is not appropriate for their age, and begin a spiral of misinformation that can affect their mental health in the long run. This is especially true in unsupervised children who spend a long time online.

Form groups and follow the directions.

1. In your group, create a "Social Media Safety" presentation for elementary students.
2. Topics should include what social media is, its positive and negative aspects, and how they should treat others on social media.
3. Plan your presentation carefully before you transcribe it into an appropriate app, such as Powerpoint or Canva.
4. Make sure you use adequate images that illustrate your points.
5. You may want to record a video of your presentation, or even act out the situations.
6. Keep in mind that it is aimed at elementary students, so make it attractive enough to maintain their attention.
7. If possible, send it to an actual elementary group or ask permission to upload it to your school's website.

LIFE

Character: Stress control

When working on a tight schedule, it is important to be able to remain calm and focused to control the stress of meeting a deadline. Be aware of your own and your team's stress levels to defuse a potentially explosive situation.

LEARNING

Creativity: Designing

Nowadays, you do not have to be a trained artist to produce an attractive design when preparing a presentation. There are many templates that you can find online for free that will give your work a more interesting look.

LITERACY

Digital: Use key words to do a web search

Finding information online can become easier if you think about how the search engines find what you are looking for. It is more likely that you will find your query if you use key words rather than full sentences.

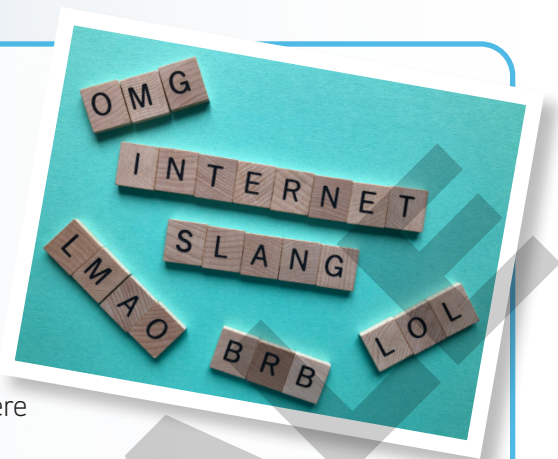
LEARNING Communication:

Following conventions

When communicating in a certain context, it is important to know its conventions to make the information exchange swifter. While texting your friends may call for a lot of acronyms and emojis, it is not appropriate to use them when you send an email to your teachers.

Language Conventions

Since the early days of the internet, people have used acronyms to be able to type more quickly and express the same ideas. This has become a language on its own and many of the acronyms used in the beginning have evolved and even changed their meanings. While they are an effective means of communication, it's important to know that there are different acronyms for different situations.



PRACTICE

Fill the chart with either the acronym, or the meaning.

Acronym	Meaning
LOL	Laughing out Loud
1. IMO	_____
2. _____	In real life
3. _____	Just for fun
4. ICYMI	_____
5. _____	Talk to you later
6. IDK	_____
7. _____	Away from keyboard
8. SRSLY	_____
9. TTYL	_____
10. _____	To be honest

Decide with a classmate the online situations in which you can use these acronyms and whether it is safe to use them.

Writing Introduction

Posting on Social Media: Pros and Cons

Social media is present in our everyday lives and everybody has to deal with it at some point. It brings information, provides entertainment, and facilitates communication. E-business is a way for customers to get products without leaving their homes. All these contrast with the dangers that lurk behind the anonymity that the internet also provides. Let's use the information we have to prepare the arguments you would need to participate in a debate about posting your life on social media.



LITERACY

Print: Sustain a convincing viewpoint

Make sure your writing is consistent in helping you get your point across, by always asking yourself: Is this idea supporting my point of view, and if so, how strongly?

LEARNING

Critical Thinking:

Balance your arguments.

It is useful to establish criteria for deciding whether the work you are doing is effective for the task you are assigned. Making a partial evaluation of your own performance can help you retrace your steps when something doesn't have the quality it needs.

Writing Steps

1. Prewriting

As a class, brainstorm a list of advantages and disadvantages of posting your entire life on social media.

Collaborative Writing: You can work in small groups to write your lists.

2. Drafting

Write a first draft on a separate piece of paper, where you can make mistakes and rearrange your information properly.

3. Revising and Editing

Read your draft aloud to detect mistakes, or things that could sound better, and polish your writing.

4. Publishing

Deliver the final version of your arguments.

LITERACY

Print: Use punctuation accurately and precisely

Punctuation can change the meaning of a sentence completely, so be sure to use it appropriately. Always ask yourself whether it is better to use a period instead of a comma and learn to use semicolons, they are your friends!

LEARNING


Collaboration:

Decision-making

When working in a group, there will be times when several opinions may sound valid for reaching the goal you have. Regardless of how much discussion there is in favor of one or another, you should be able to make a decision that will benefit the project as a whole.

Plan Your Writing

Use the following graphic organizer to write your paragraph.

 Username

FOLLOW

Posting on Social Media: Pros and Cons

Introduction

Pros

Cons

My Opinion



♥ 2017 likes

Username #socialmedia #pros #cons #safety

Writing

Mark (✓) the checklist to prepare your paragraph.

Your paragraph should include:

- the topic that you will discuss, clearly stated in a single sentence
- two reasons you have in favor of your opinion
- a possible counterclaim for each of your reasons
- the opinion you have as a group on the subject

Social Language: Social Responsibility

As we have already discussed bullying and cyberbullying, now we have to consider the promotion of positive relationships online. Being socially responsible means that you have to take into consideration other people’s feelings before posting anything online. Keep in mind that once something is posted, it is nearly impossible to erase from the web. How can you help a person who is being cyberbullied? How can you stop the cyberbully? Who can you talk to about this situation?



LIFE

Character: Adaptability

The saying goes: “Nothing ever goes as planned,” so you should be prepared in case something unexpected happens. If someone has to leave, or suddenly feels sick, someone should be able to take their place.

PRACTICE

Work in small groups and list the different kinds of cyberbullying. Include examples of how you can counteract it.



LEARNING

Communication: Writing

Always make sure that the tense you use agrees with the time being spoken about. Time may change during a narrative, but keep an eye on these changes so that the verbs agree with each other.

Building Fluency

Presentation about Cyberbullying Prevention

Use the list to prepare a presentation describing the kinds of cyberbullying you identified. Make sure to introduce the topic and give clear examples of each type. Every member of your team should present at least one type. You may also work on visual aids to include in your presentation

