

4











I want to be a cook!

1  How many jobs do you know?



What's Kaylee wearing?
Who's painting?
What food can you see?

2  Listen and stick. Then listen and say.

1  teacher	2  doctor	3  nurse	4  pop star	5  astronaut
6  pilot	7  dancer	8  builder	9  cook	10  artist

3  Find the jobs in the picture on page 44.

4   Listen and chant.



I want to be a pilot,
a doctor and a builder.
I want to be a cook
and a dancer, too.
Tell me, please.
What about you?

I want to be an artist,
a pop star and a teacher.
I want to be a nurse
and an astronaut, too.
Tell me, please.
What about you?



5  Ask and answer.

4.4
I want to be a pop star.



I want to be
an astronaut.
What about you?




I want to be a dancer.



1 Before you read Who's wearing a purple and yellow hat?

2 Watch or listen and read.







Where do they go?




3 **After you read** Look at the story. Read and write Yes or No.



- 1  I want to be a dancer. _____
- 2  I want to be a pop star. _____
- 3  I want to be a cook. _____
- 4  I want to be a teacher. _____


4  Act out the story.

5  Who do you want to be?
Design your uniform.

 Values

Follow your dreams

1  Listen and say. Then listen and number.




2   Listen and sing.

Off to work they go.
Some go fast. Some go slow.
Off to work they go.

He goes to work by boat.
He goes to work by boat.

Bus and underground, car and boat.
He goes to work by boat.



Off to work they go.
Some go fast. Some go slow.
Off to work they go.

She goes to work by train.
She goes to work by train.

Motorbike and car, bus and train.
She goes to work by train.

3  Talk about your family.



My dad goes to work by train.

My aunt goes to work by car.



He/She goes to work **by bus**.




1 4.12 Listen and draw lines.

- Jill
- Dan
- Ben
- Pat
- Nick
- Ann
- Sue



2 4.13 Cut out. Then listen and play.



The yellow school bus

Lesson 5

CULTURE

Some students walk to school in America. Some students go by car, underground or train. But many students go to school by school bus.



school bus

students



Some school buses are long. Some school buses are short. But all American school buses are yellow.



bus driver

Bus drivers take the students to school in the morning. Then they take the students home in the afternoon.



stop

Cars and trucks stop for school buses in America.

Going to school by bus is fun. Do you go to school by bus?



1 **Before you read** Can you see school buses where you live? What colour are they?

2 **4.14** Listen and read.

3 Find out more! Watch the video.

4 **After you read** Activity Book, page 45.

I'm Isa. I go to school by car. In our group, three students go to school by car.

Project

Make a graph about how you go to school.

- 1 Together, ask and answer about how you go to school.
- 2 Count the number of students for each transport.
- 3 Draw a graph.
- 4 Write. *I'm ... I go to school by ... In our group, ...*
- 5 Tell the class.

HOW WE GO TO SCHOOL



1  4.15 Listen and read.



Good morning.

Hello. Four **bus** tickets, please.

Here you are.

What time is the next **bus**?

At **eight** o'clock.

Thank you.

2  Act out the dialogue. Use different **transports** and **times**.

boat

train

underground

twelve

one

ten

Phonics

3  4.16 Listen and say.



bread



dress



train

4  4.17 Listen and write **br**, **dr** or **tr**.

1 ____own 3 ____um 5 ____ee

2 ____uck 4 ____aw 6 ____idge

5  4.18 Listen and say the tongue twister.

The girl on the **train** is wearing a **dress** and eating **bread**.



1  Listen and number.









2 Look, circle and write.

car motorbike underground boat



1 He She goes to work
by _____.



2 He She goes to work
by _____.



3 He She goes to work
by _____.



4 He She goes to work
by _____.

3  Go to page 118.

Get ready for...

Pre A1 Starters Reading and Writing Part 1

1  Look and read. Put a tick (✓) or a cross (X) in the box.

1



I want to be a dancer.

2



He goes to work by train.

3




She goes to work by car.

4



I want to be a pilot.

5



I want to be a teacher.

6



She goes to work by underground.

Pre A1 Starters Speaking Part 4

2  Say about you.



I want to be a doctor.



And I want to be a pilot.