

4

Happy homes

Vocabulary


1 Read and circle the correct words.

- I don't like housework, but I **water** / **load** / **put away** my clothes.
- I have to help my dad **dust** / **cook** / **empty** the furniture. It isn't very clean.
- Do you **put away** / **tidy up** / **load** every day? Your room looks amazing!
- I can't watch TV. My dad wants to **vacuum** / **clear** / **dust** the carpet.
- You need to **empty** / **water** / **sweep** the plants. They look terrible!
- Could you **tidy up** / **do** / **take** the dog for a walk, please? It needs to go out.



2 Look at the pictures. Complete the sentences.

- I can make lunch for us and then you can do the washing-up, OK?
- We need to _____ and then vacuum the carpet.
- Don't forget to _____ before you go out today.
- I never _____ because my parents always do that.
- It's your turn to _____. I did it yesterday.
- Please _____ before you do your homework.

3  Read the *I'm learning* box. Then read and complete the sentences for you. Use phrases from this lesson and your own ideas.**I'm learning**

Describing your life


New language is easier to remember when you use it to describe your life and habits.

I always tidy up.


I sometimes clear the table.

I never dust the furniture.

- I usually tidy up once a week. I also wash the car for my parents.
- I sometimes _____, but I never _____.
- I often _____ and I always _____.
- I _____. I also _____.
- I never _____ and I don't _____.

4  Write three or more sentences about you and your family. What jobs at home does each person do? Use the adverbs in the box.

always usually often sometimes never

1  Complete the sentences from the dialogue on Pupil's Book page 50. Who says them? Write. Then listen and check.

bins cake floor ~~mess~~ now tidy

- 1 Arlo Cool! But look at the mess over here!
- 2 _____ And we haven't swept the _____ yet.
- 3 _____ Well, we've already made the _____!
- 4 _____ What a mess! Hurry up, we have to _____ up.
- 5 _____ So she's coming _____? Quick! Hide!
- 6 _____ Has anyone emptied the _____ yet?



2 Read the dialogue again and circle *T* (true) or *F* (false). Explain your answers.

- 1 Lara's cake isn't ready when she arrives. T / **F**
Bobby has already made the cake.
- 2 Bobby has already done the washing-up. T / F

- 3 The floor isn't dirty because Arlo cleaned it. T / F

- 4 Ting tells the boys that the bins are empty. T / F

- 5 Arlo receives a message that says 'OMW'. T / F

- 6 Lara is surprised, but it isn't her birthday. T / F

3  Complete the dialogues with the correct expressions. Then listen and check.

Surprise! x 2

Hang on! x 2

What a mess! x 2


- 1 A: Where did these flowers come from?
B: Surprise! They're for you!
- 2 A: Oh, no! I dropped the milk!
B: _____ Let's clean it up.
- 3 A: These papers should go in the bin.
B: _____ That's my homework!

- 4 A: Look at this room! _____
B: I know. I have to tidy it up.
- 5 A: I can't wait for you. I'm leaving now.
B: _____ I only need a minute.
- 6 A: I hate my phone. It's so old.
B: _____ Here's a new one!

4  Work in pairs. Write another dialogue for each expression. Then act out the dialogues.

Present perfect with *already, just and yet*

- 1 ^{4.8} Listen and look at the picture. Circle the six mistakes.



- 2 Underline the mistakes and write the correct sentences.



- 1 Amy hasn't cleared yet the table after lunch.
Amy hasn't cleared the table for lunch yet.
- 2 Have already you swept the kitchen floor?

- 3 Mum and I have just load the dishwasher.

- 4 Thomas has dusted the furniture just.

- 5 Carlotta just has emptied the bins.

- 6 We've already water all of the plants.

- 3 Read the text. Then write sentences with the Present perfect and *already, just* or *yet*.

It's 6.00 pm on Saturday. Kevin arrived home five minutes ago. He has to tidy his room now. Mum's in the living room. She vacuumed the carpet earlier. Then she had a coffee. Now she wants to water the plants. Dad's in the kitchen. He finished the washing-up two minutes ago. He doesn't need to cook the dinner. He did that an hour ago.

- 1 Kevin / arrive / home
Kevin has just arrived home.
- 2 He / tidy / his room

- 3 Mum / vacuum / the carpet

- 4 She / water / the plants

- 5 Dad / do / the washing-up

- 4 Write questions about today. Use the Present perfect and *yet*.

- 1 have / breakfast
Have you had breakfast yet?
- 2 tidy / your room

- 3 a teacher / speak to you

- 4 use / your smartphone

- 5 send / a message

- 5 Work with your partner. Ask them your questions from Activity 4 and write their answers in your notebook.

1 **After you read** Read the play on Pupil's Book page 52 again. Who says these lines? Write.

- 1 Lulu We need knives, forks and spoons.
- 2 _____ Come for lunch! I've already baked a cake.
- 3 _____ Anansi jumped in the river to wash his legs.
- 4 _____ Hi Anansi, have you had lunch yet?
- 5 _____ It smells like chocolate cake.
- 6 _____ I've already chopped the vegetables.



2 Read the sentences and circle *T* (true) or *F* (false). Explain your answers.

- 1 Ronny doesn't want any help from Anansi. T / **F** Ronny says Anansi can help.
- 2 Kiki says she hasn't swept the floor yet. T / F _____
- 3 Henry has already boiled the vegetables. T / F _____
- 4 Lulu put salt on the food before cooking it. T / F _____
- 5 Anansi waited in the park before lunch. T / F _____
- 6 Anansi's legs became much shorter. T / F _____

3 Read the *Work with words* box. Then look and make collocations.

Work with words

Collocations: verb + noun

Collocations are phrases with two or more parts. Some have a verb and a noun.

- sweep + the floor*
- empty + the bin*
- do + the washing-up*


- 1 I've already baked a cake for the party.
- 2 You have to feed _____ now. It's hungry.
- 3 Can you lay _____ for dinner, please?
- 4 Let's make _____ for lunch.
- 5 I read _____ to my sister every night.
- 6 Have you posted _____ I gave you yet?



4 Write five sentences about you, your friends and your family. Use the collocations in the box or any other collocations you know.

visit a castle go scooting load the dishwasher play volleyball
press a button go online do puzzles write a diary

- 1 Label the picture. Then complete the sentences.



- I'd like some salt on my chips, please.
- Do you want some _____ on your food?
- I can use _____ to eat noodles. What about you?
- This _____ doesn't cut very well.
- You need a _____ to eat your soup.
- I can't eat my carrots. I don't have a _____.

- 2 Listen to the recipe and number the verbs in order. Then complete the dialogue.

- | | | |
|-------------------------------|-------------------------------|------------------------------|
| <input type="checkbox"/> add | <input type="checkbox"/> boil | <input type="checkbox"/> cut |
| <input type="checkbox"/> bake | <u>1</u> chop | <input type="checkbox"/> mix |

Mum: Can you help me cook the dinner, Paul?

Paul: Sure. What can I do?

Mum: Well, you can ¹ chop some vegetables. Then we have to ² _____ them for five minutes.

Paul: And what are you doing?

Mum: I'm preparing some chicken. First I ³ _____ it into pieces. Then I ⁴ _____ it with the vegetables.

Paul: OK. And then what?

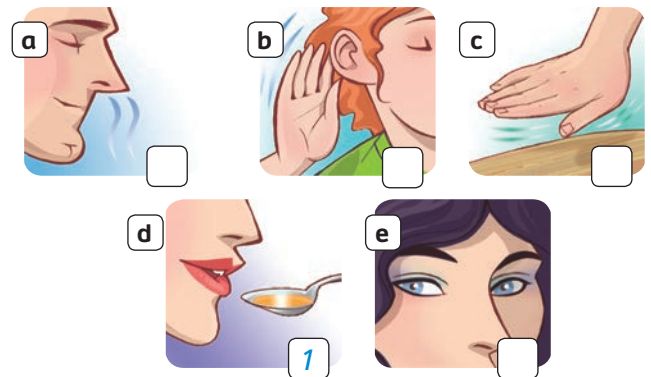
Mum: We have to ⁵ _____ some salt and pepper. Then we ⁶ _____ it in the oven.

Paul: That sounds good!

Sense verbs: look, smell, taste, sound, feel

- 3 Complete the sentences with the correct form of the verbs. Match.

feel look smell sound ~~taste~~



- How much salt did you add to the soup? It tastes really salty!
- Who's singing that song? It _____ like Elvis Presley.
- Your shoes _____ so pretty. I love the colour.
- Mmm. Those cupcakes _____ delicious! I really want one!
- Wow! This old chair is really hard. It _____ like a rock!

- 4 Choose five topics from the box. Write sentences using each of the sense verbs. Then compare with your partner.

classical music chocolate milk
new clothes pizza the beach
snow coffee old trainers



1 **After you read** Read the text on Pupil's Book page 54 again. Tick the foods that the sentences describe.

	tamales	croquembouches	dumplings
1 People often eat them at weddings.		✓	
2 People make them with very thin dough.			
3 You must boil them in hot water.			
4 There is cream inside them.			
5 You need banana leaves to make them.			
6 They have meat and vegetables inside them.			

2 Answer the questions. Write complete sentences.

- When is it traditional to eat *tamales* in Puerto Rico? It's traditional to eat tamales on special days in Puerto Rico.
- What do Puerto Ricans put inside the banana leaves? _____
- Where do people buy croquembouches? _____
- What is a croquembouche decorated with? _____
- When do Chinese families make boiled dumplings? _____
- When do Chinese people celebrate the New Year? _____

3 Listen to a report about a traditional food. Complete the notes.

Country: ¹ Vietnam

Food: *Bahn chung* is a sticky rice ² _____ that people eat at New Year.

Recipe:

- ³ _____ rice with meat and yellow mung ⁴ _____.
- Make into ⁵ _____ square cakes.
- Wrap the cakes in ⁶ _____ leaves ⁷ _____ the *bahn chung* in hot water for six hours.

Other facts:

- Some people make *bahn chung* without ⁸ _____.
- People usually eat *bahn chung* with ⁹ _____.



4 Work in groups. Choose a different traditional festival and find answers to the questions. Write about the festival. Then make a poster about it.

- Why do people celebrate this festival?
- When do people celebrate it?
- What is a traditional food that people eat?
- Who makes the food?
- How do people make the food?

1  Read and complete the dialogue. Then listen and check.

- a Chicken with rice and vegetables. b ~~Yes, please. You can clear the table.~~
 c How about loading the dishwasher? d Yes, of course.
 e I've already washed them. f Thank you.

Girl: Can I help you with anything, Dad?

Dad: ¹ *b Yes, please. You can clear the table.* _____

Girl: Do you want me to help cook, too?

Dad: ² _____

Girl: What's for lunch?

Dad: ³ _____

Girl: That sounds delicious. I'll boil the rice.

Dad: ⁴ _____


Girl: Shall I chop the vegetables, too?

Dad: Yes, please. ⁵ _____

Girl: What do you want me to do now?

Dad: ⁶ _____



2  Read the sentences. Write offers. Then act out the dialogues with your partner.



- 1 'I have a test tomorrow.'
I'll help you study for it. _____
- 2 'The kitchen is a mess!'
Do you _____?
- 3 'I didn't have lunch today.'
Can I _____?
- 4 'We don't have any milk.'
Shall I _____?
- 5 'I'm tidying the garage.'
What do _____?
- 6 'The floor isn't very clean.'
I'll _____.

Pronunciation

3   Listen and read.

Do the questions go up or down?
 Draw an up arrow (↗) or a down arrow (↘). Then practise with your partner.



- 1 Do you want me to load the dishwasher?
- 2 When can you help me tidy up?
- 3 What do you want me to clean?
- 4 Shall I put away my clothes now?
- 5 Can you please sweep the floor?
- 6 Who's going to do the washing-up?

Words in context

1 Unscramble the words and complete the sentences.

- 1 I don't have a metal tray (yart) so I can't bake cheese straws.
- 2 John always puts hot chocolate _____ (eacus) on his ice cream.
- 3 Would you like some _____ (retubt) in your sandwich?
- 4 You'll only need one _____ (snopateo) of salt for this recipe.
- 5 We need a _____ (logriln nip) to make the pizza dough very thin.
- 6 My grandma always has _____ (carme) and sugar in her coffee.

2 Read the recipe for fruit sticks on Pupil's Book page 56 again. Number the instructions in order.

- a After that, melt the chocolate in the microwave.
- b Then take the fruit and chop it into small pieces.
- c Next, heat the chocolate and cream and mix them again.
- 1 d First, be sure you have all the ingredients.
- e Then add the cream to the chocolate and mix them.
- f Finally, eat the fruit with the hot chocolate sauce.



3 Read the recipe for cheese straws again. Answer the questions. Write complete sentences.

1 How much cheese do we need to make this recipe?

We need 75 grammes of cheese to make this recipe.

2 What must we beat before we add it to the other ingredients?

3 Why do we need to rub the butter with our fingers?

4 What do we do after we roll the dough with a rolling pin?

5 What must we do with the long pieces of dough?

6 How hot must the oven be to cook the dough?

4  Work in groups. Choose a dinner recipe. Discuss the questions and make notes. Then share your ideas with the class.

1 Why do you like the recipe so much?

3 How must you prepare the recipe?


2 What things do you need to make it?

4 How does the food smell and taste?

Writing

1 Number the pictures in order. Then complete the recipe.

after that finally ~~first~~ next then



Hot tomato and cheese sandwiches

- First, cut some thin pieces of tomato and cheese.
- _____, put the tomato on a piece of bread.
- _____, add the cheese and another piece of bread.
- _____, put butter on the outside of the sandwich.
- _____, cook the sandwich very slowly on both sides.

tip Writing

When you write instructions, make sure the order is clear. You can use bullet points (•), numbers (1, 2, 3, etc.), and words like *first*, *next*, *then*.

2 Plan a recipe for a dish that you like.

Write a title for your recipe.

List the ingredients you need for your recipe. Use abbreviations: *g* (grammes), *ml* (millilitres), *°C* (degrees Celsius), etc.

List the recipe instructions. Use cooking verbs: *add*, *cut*, *chop*, *boil*, etc.

3 Now write your recipe.

4 Check your work. Tick (✓) the steps when you have done them.

- | | | | |
|---|--------------------------|--|--------------------------|
| Have I listed all the recipe ingredients? | <input type="checkbox"/> | Have I used cooking verbs? | <input type="checkbox"/> |
| Have I used abbreviations correctly? | <input type="checkbox"/> | Have I written a clear sequence of instructions? | <input type="checkbox"/> |

1 Complete the phrases for jobs at home.

- 1 load the dishwasher _____
- 2 s _____
- 3 w _____
- 4 t _____
- 5 d _____
- 6 t _____
- 7 e _____
- 8 v _____



2 Complete the texts with cooking words.

Please can you lay the table? We need six ¹ knives _____, six ² f _____ and six ³ s _____. We don't need any ⁴ c _____ today because we aren't having Chinese food. Don't forget the ⁵ s _____ and ⁶ p _____.

First you ⁷ c _____ potatoes into tiny pieces. Then you ⁸ b _____ them in water. After that, you ⁹ m _____ the potatoes with butter and ¹⁰ a _____ a teaspoon of salt. Next, ¹¹ c _____ some cheese and put it on top. ¹² B _____ in the oven for 20 minutes at 180°C.

3 Write Present perfect sentences.

- 1 make / I / already / dinner
- 2 just / watch / film / a / he
- 3 stop / not / raining / yet / it
- 4 finish / we / our / already / homework
- 5 yet / she / not / me / call

I've already made dinner. _____

4 Complete the sentences with the sense verbs.

- 1 Those flowers look so pretty. They're a beautiful colour.
- 2 That _____ pop music. It's my favourite kind of music.
- 3 Yum! This cake _____ delicious! Can I have another slice, please?
- 4 This sweater _____ wool. It's really soft.
- 5 Yuck! The kitchen bin _____ horrible.

Self-evaluation

5 Answer the questions about your work in Unit 4.

- 1 How was your work in this unit? Choose. OK Good Excellent
- 2 Which lesson was your favourite? _____
- 3 Which parts of the unit were difficult for you? _____
- 4 What new things can you talk about now? _____
- 5 How can you work and learn better in the next unit? _____

Get ready for...

A2 Flyers Listening Part 3

Think!

1 Read the task carefully. Make sure you know what you have to do.

Try!

2 Look at pictures A–H in Activity 3. Match them to the words.



- 1 bathroom 2 bedroom 3 dining room 4 garage
 5 garden 6 hall 7 kitchen 8 living room

Do!

3 Which parts of the house are these things in? Listen and write a letter for each thing.

tip Exam

Check you know the names of what is in the pictures before you listen.



A2 Flyers Reading and Writing Part 5

Think!

1 Read the task carefully. Make sure you know what you have to do.

Try!

2 Make sentences with the same meaning. Write one, two, three or four words.

- 1 That's Mark. He's in my class. Mark is a boy who is in my class.
- 2 I was sleeping. You called me. You called me _____ sleeping.
- 3 I can't remember the recipe. I have _____ the recipe.

Do!

3  Look at the picture and read the story. Write one, two, three or four words to complete the sentences.

tip Exam

For each gap in the sentence, think of possible words which may fit.

A great birthday!



My name's Jenny. Last Saturday, I celebrated my birthday with a big party. I invited all my friends from school. The weather was cold and it was raining, so we couldn't have the party in the garden. We had to have it in the house. I tidied the living room and then my sister Karen helped me clear the table for all the party food. My brother Michael wanted to be the DJ because he has a great collection of music. My parents prepared all the food. My dad cooked some burgers and my mum baked a big cake with my name on the top. For dessert, we had cake and ice cream and then I opened all my presents. My favourite present was a new smartphone from my parents. I really needed it because my old one was broken. Luckily we have a dishwasher, so we didn't have to do all the washing-up after the party!

Example Jenny had a big party to celebrate her birthday.

- 1 Jenny invited lots _____ from school to her party.
- 2 They had the party in the house _____ wasn't nice.
- 3 Jenny _____ living room for the party.
- 4 Michael has lots of music _____ the DJ.
- 5 Jenny's parents prepared _____ and a big cake.
- 6 Jenny's favourite present was a _____.
- 7 Jenny and her family didn't have to _____ because they have a dishwasher.