

Unit 1 Hi!

Goals

- > Say hello and goodbye
- > Ask for and give personal information
- > Spell your name
- > Describe people and places
- > Write about a person you know
- > Listen to a conversation about a language course
- > Project: A presentation on a special person at school

1 Match the dialogues to the pictures.

- | | | | |
|--|-----------------------|---|-----------------------|
| 1 A: Goodbye, Ayelén!
B: Bye, Fran! | <input type="radio"/> | 3 A: Hi, Isabell!
B: Hello, Sarah! | <input type="radio"/> |
| 2 A: Hello! I'm Patricia.
B: Hi! My name's Francisco.
A: Nice to meet you, Francisco.
B: Nice to meet you, too. | <input type="radio"/> | 4 A: Good morning. My name's Robert.
B: Nice to meet you, Robert. I'm Miss Atkins. | <input type="radio"/> |



2 Match the columns.

- | | | |
|---------------------|-----------------------|---------------|
| 1 Hello! | <input type="radio"/> | a I'm Robert. |
| 2 My name's Robert. | <input type="radio"/> | b Goodbye! |
| 3 Bye! | <input type="radio"/> | c Hi! |

3 It's Marie's first day at school. She is talking to Miss Duncan, her counsellor. Listen and circle the correct options.

- | | |
|-------------|--|
| Miss Duncan | Good ¹ <i>morning / afternoon</i> . Are you Marie Rousseau? |
| Marie | Yes, Miss. |
| Miss Duncan | Can you spell your surname, please? |
| Marie | Sure! R-O-U-double S-E-A-U. |
| Miss Duncan | Are you French? |
| Marie | Yes, I am from Paris. |
| Miss Duncan | Are you ² <i>13 / 12</i> ? |
| Marie | Yes, I am. |
| Miss Duncan | Are you in Year ³ <i>2 / 4</i> ? |
| Marie | No, I'm not. I'm in Year 1. |
| Miss Duncan | What's your phone number? |
| Marie | ⁴ <i>2909-8531. / 2099-8513.</i> |
| Miss Duncan | And your email address? |
| Marie | mr_13@frenchmail.com |
| Miss Duncan | Ok, Marie, now ... |



In English, we say telephone numbers one by one. 0 is called oh.
E.g. 2909-8531
TWO-NINE-OH-NINE-EIGHT-FIVE-THREE-ONE

4 Fill in the form with Marie's information. Then, practise the dialogue with a classmate.

International School of English

ID 4728



First name: _____


Surname: _____

Age: _____ Year: _____

Email address: _____

Telephone number: _____

Teacher: *Mr Parker*



Think it up!

- You are going to prepare a poster / slide presentation about a special person at your school. You are going to describe them and their role in the school to the class.

The Global Classroom

theglobalclassroom.org

THE GLOBAL CLASSROOM
Public Group

A place to meet students from all over the world **Join us!**

About Members News Contact

Hi!
I'm Raúl Vazquez. I'm 14. I'm a student at Bolívar School in Bogotá, the capital city of Colombia, but I am not Colombian. I'm Ecuadorian. I'm from Quito, the capital city of Ecuador.
My friend Vanesa is Mexican. She is from Metepec, a small city 63 km from Mexico City. Vanesa and I are in Year 1. There are 20 students in my class. The classroom is big and comfortable. The school day starts at 7 a.m. and finishes at 2 p.m. We like our school. It is old but the teachers are great.

Hi everyone!
I'm Liz Trembley from Toronto, Canada.
I'm 13 years old and I'm in Year 7 at Brunswick School.
Toronto isn't the capital of Canada, but it is a very important Canadian city. The capital of Canada is Ottawa.
Students at my school come from many different countries. There are 25 students in my class and we are all 13 years old. Melisa is from Córdoba, a big city in Argentina. She is funny. Louis is French. He is from Paris, the capital of France. He is very intelligent and kind. And Gianni is from Milan, in Italy. They are my best friends.
We like our school. It is big and modern. Our favourite subject is English. Our teacher, Miss Watson, is fantastic!

1 Read and find:

- 9 cities.
- 6 countries.
- 5 nationalities.

2 Read again and circle the correct options.

- Raúl is **in / from** Bogotá. **He / She** is Ecuadorian.
- His / Her** friend is Vanesa. She **is / isn't** from Mexico City.
- Vanesa and Carlos **is / are** in Year 1. **His / Their** classroom is big and comfortable.
- Liz **is / isn't** Canadian. **He / She** is in Year 7.
- Gianni, Melisa and Louis **are / aren't** her friends. **She / They** are from different countries.
- Gianni is **Italian / Canadian**.

3 Read once more and complete the descriptions.

- Bolívar School _____.
- Teachers at Bolívar School are _____.
- Melisa is _____.
- Louis is _____.
- Miss Watson is _____.
- Brunswick School is _____.

Your turn!

Write about yourself. Join with a classmate and practice.

- My name is _____.
- My surname is _____.
- I'm _____ years old.
- I'm from _____ in _____.

In action!

- Think of a person at school that is important to you. It can't be a student in your class.
- Visit the person and tell him / her about the project.

The alphabet

- 1 Listen and repeat the letters of the alphabet.



- 2 Listen again and complete the table with letters from the box. Then check with a classmate.

	A	B	E	I	K	L	O	U	V	Z
/i:/	1	C	D	2	G	P	T	3		
/e/	F	4	M	N	S	X	5			
/ei/	6	H	J	7						
/ju/	Q	8	W							
/ai/	9	Y								
/əʊ/	10									
/ɑ:/	R									

- 3 Do you know what these initialisms and acronyms mean? Join a classmate and discuss.

BBC LASER UK LOL CD OMG MTV
USA CNN ZIP (code) VIP CSI

- Laugh Out Loud
- Oh My God
- Very Important Person
- British Broadcasting Corporation
- Cable News Network
- Crime Scene Investigation
- United Kingdom
- United States of America
- Compact Disk
- MusicTelevision
- Light Amplification by Stimulated Emission of Radiation
- Zone Improvement Plan



You read **acronyms** as words. E.g. ASAP (As Soon As Possible)
You read **initialisms** letter by letter. E.g. UFO (Unidentified Flying Object)
Search online for a **list of common initialisms and acronyms**.

- 4 Read and practise the dialogue with a classmate. Then use your own information. Write down what your classmate says. Check if you are right.

What's your surname?

Frankl. F-R-A-N-K-L.

And your phone number?

1-1-6-3-2-5-7-0-9.

Email addresses

- 5 Match the symbols to the meanings.

- | | | |
|-----|-----------------------|--------------|
| 1 @ | <input type="radio"/> | a underscore |
| 2 . | <input type="radio"/> | b asterisk |
| 3 _ | <input type="radio"/> | c at |
| 4 / | <input type="radio"/> | d hyphen |
| 5 * | <input type="radio"/> | e hash |
| 6 - | <input type="radio"/> | f dot |
| 7 # | <input type="radio"/> | g slash |

- 6 Exchange email addresses with 4 classmates. Now you can ask about homework by email.

Adjectives describing people and places

- 7 Put the letters in order to form words to describe the following people and places.

1 MLSAL	2 LILNEGETNIT	3 NUNFY
4 DONMER	5 NAFTATISC	6 LOD

Numbers

- 8 Listen and put the numbers in order.

- | | | |
|-----------------------------------|-------------------------------|------------------------------|
| <input type="radio"/> twenty | <input type="radio"/> ninety | <input type="radio"/> sixty |
| <input type="radio"/> fifty | <input type="radio"/> seventy | <input type="radio"/> eighty |
| <input type="radio"/> one hundred | <input type="radio"/> thirty | |
| <input type="radio"/> forty | <input type="radio"/> ten | |









- 9 Look and complete the sequences. Use words from the box.

eighty fifty-four forty seventy-five twenty-eight

- 20: twenty, 24: twenty-four, _____
- 30: thirty, _____, 50: fifty
- _____, 58: fifty-eight, 62: sixty-two
- 65: sixty-five, 70: seventy, _____
- _____, 90: ninety, 100: one hundred

Subject pronouns

1 Read and practise.

Singular	Plural
I 	We 
You 	You 
He 	They 
She 	
It 	

Verb to be – affirmative

2 Study and complete the table.

Full form	Short (contracted) form
I am Celene.	I'm Celene.
You are Luis.	You are Luis.
He is Albert.	He ⁴ _____ Albert.
She ¹ _____ Marina.	She's Marina.
It ² _____ Perico.	It's Perico.
We are Ann and Javier.	We ⁵ _____ Ann and Javier.
You are Julie and Laura.	You're Julie and Laura.
They ³ _____ Mel and Justo.	They're Mel and Justo.



We use:

- full forms in formal documents.
- short (contracted) forms when we write to friends or when we speak.

3 Complete with *am*, *is* or *are*.

- I _____ a student.
- Margarita _____ from Peru.
- My friend Jenny _____ very intelligent.
- Chris and Helen _____ from the USA.
- We _____ very happy.

4 Rewrite sentences 1, 2 and 5 using the short form.

- _____
- _____
- _____




5 Complete the sentences with the correct subject pronoun.


- Hi! _____ 'm María.
- _____ is my friend Francisco.
- _____ is my pet.
- _____ are my friends Milton and Joaquín.
- Alicia is a student. _____ is from Uruguay.

Possessive adjectives





Subject pronoun	Possessive adjective
I'm a student.	My name is Peter.
You're from Colombia.	Your family is in Bogota.
He's at school.	His classroom is big.
She's my friend.	Her name is Letizia.
It's my pet.	Its name is Bony.
We're in Year 7.	Our friends are Canadian.
They're from Argentina.	Their hometown is Mendoza.

6 Complete the text with subject pronouns and possessive adjectives.



Hi! ¹ _____ name's Celene. In this photo ² _____ am with Raquel and Laura. ³ _____ 're ⁴ _____ friends and classmates. ⁵ _____ 're students in Year 7. ⁶ _____ favourite teacher is Ms Murray. ⁷ _____ 's great! ⁸ _____ lessons are very interesting. English is fun! Raquel and Laura aren't from Argentina. ⁹ _____ 're exchange students. Raquel is from Brazil. ¹⁰ _____ family is in São Paulo. Laura is from Salto, in Uruguay.

Verb to be – negative

7 Study and complete the table.

Full form	Short form
I am not a teacher.	I'm not a teacher.
You are not from Japan.	You aren't from Japan.
He is not at school.	He isn't at school.
She is not French.	She ³ _____ French.
It ¹ _____ my dog.	It isn't my dog.
We ² _____ in Year 9.	We aren't in Year 9.
They are not nice.	They ⁴ _____ nice.

8 Read the text in Exercise 6 again and correct the following information.

- Celene is a teacher.
Celene isn't a teacher. She's a student.
- Celene, Raquel and Laura are in Year 9.

- Ms Murray is their classmate.

- English is horrible!

- Laura is from Venezuela.

Verb to be – interrogative and short answers

Am I tall?	Yes, you are .	No, you are not / aren't .
Are you from Salto?	Yes, I am .	No, I am not / 'm not .
Is she 18?	Yes, she is .	No, she is not / isn't .
Are they at school?	Yes, they are .	No, they are not / aren't .

Wh-questions

Wh- +	to be	+ subject
What	is	your name? Julia.
What	are	your favourite subjects? French and English.
Where	is	Milan? It's in Italy.
Where	are	you from? England in the UK.
How old	am	!? At school!
	are	you? 14.

What **is**
Where **is**What's
Where's

In action!

- Interview your favourite person at school. Prepare your questions in advance.
- Ask him / her the name of his / her job and what time he / she starts work.
- Take a photo of the person and a photo of the place where he / she works at school.

9 Put the words in order to form questions. Then match them to the answers.

- name / what / your / is / ? _____ ○
 - you / Year 1 / are / in / ? _____ ○
 - you / where / from / are / ? _____ ○
 - your / Mr Brusa / teacher / is / ? _____ ○
 - I / your / in / am / class / ? _____ ○
 - classroom / where / our / is / ? _____ ○
- a I'm from Italy. d No, you aren't.
- b Fernando. e It's on floor 2.
- c Yes, he is. f Yes, I am.

Fun time!

Design a school ID with information about Fernando. Try to be original.





1 Look at the picture and answer.

- 1 Are they teenagers?
- 2 Where are they?
- 3 Are they friends?

2 Listen to the conversation to check your answers.

3 Listen again and circle the words you hear.

city

Instagram

50

class

surname

phone

15

teacher

country

music

4 Listen again. Who says each sentence?
Tick (✓) the correct option.

	Patricia	Francis
1 What's your name?		
2 Wow! It's my class!		
3 I'm 14. Today is my birthday!		
4 I'm from Lisbon.		
5 She's an Art teacher.		
6 Could you repeat your phone number, please?		
7 Can you spell DeSouza, please?		

5 Listen to the conversation and complete the form.



Course

☐ English ☐ Spanish ☐ French ☐ Italian

Student

Name:

City:

Age:

Country:

School:

Phone number:

Class:

Email address:

6 Listen again and number the questions in the order they are mentioned.

- ☐ How old are you, Samantha?
- ☐ What's your name, please?
- ☐ Is it a mobile phone?
- ☐ Can you spell that, please?
- ☐ Where are you from?
- ☐ And your email address?

7 Listen once more and answer.

- 1 Is Samantha interested in a French course?
- 2 Where is she from?
- 3 How old is she?
- 4 What's the name of her school?
- 5 Is she in Year 6?

Ask and say how you are

Hi! How are you?



Great! Thanks.
I'm fine, thanks.
OK, thanks.
Very well, thanks.



Not very well.
Terrible!
I'm not too good.

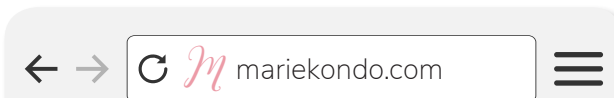


Practise this dialogue with a classmate. You decide if the answer is or . Then change roles.

Write about a person you know

- 1 Complete the text about Marie Kondo with words from the box.

and live but from (x2) her
is Japanese she to



Marie Kondo

Home About Tips Contact



About

Marie Kondo is a ¹ _____ organising consultant and book author. She is ² _____ Tokyo, in Japan, ³ _____ she and her family ⁴ _____ in Los Angeles, in the USA. She ⁵ _____ 34 years old and ⁶ _____ is famous for ⁷ _____ KonMari organising method. She is intelligent ⁸ _____ nice. Her work day is ⁹ _____ 8:30 a.m. ¹⁰ _____ 5:00 p.m.



She is 34 years old. She is famous for her KonMari organising method.
She is 34 years old **and** she is famous for her KonMari organising method.

+ and +

She is from Japan. She **and** her family live in the USA.

+ but -

She is from Japan, **but** she and her family live in the USA.

- 2 Complete the form with information about your special person at school.

Fact File

Name:
Age:
Hometown:
Home now:
Room number:
Email address:

- 3 Write a paragraph using information from Exercise 2. Add a picture to accompany the text. Use the text about Marie Kondo to help you.



In action!

- You can use this text to complete your project.



GO FOR IT!

A special person at school

Let's complete the Project!

- 1 Prepare your presentation. Use a poster or slides to show your special person at school. Remember to include a picture of the person and a picture of the place where he / she works at school.
- 2 Use the description from page 14 to rehearse your presentation.
- 3 Deliver your presentation.
- 4 Listen to your classmate's presentations.



✓ My learning record

Greet formally and informally	<input type="radio"/>	<input type="radio"/>	<input type="radio"/>
Ask for and give personal information	<input type="radio"/>	<input type="radio"/>	<input type="radio"/>
Fill in forms	<input type="radio"/>	<input type="radio"/>	<input type="radio"/>
Name countries and nationalities	<input type="radio"/>	<input type="radio"/>	<input type="radio"/>
Correct information about people and places	<input type="radio"/>	<input type="radio"/>	<input type="radio"/>
Speak in front of my classmates	<input type="radio"/>	<input type="radio"/>	<input type="radio"/>

= very well
 = I can manage
 = I need to revise